

# ASCENT M<sup>3</sup>

## 16-M3 COMPACT CELLULAR MULTI-TENANT ENTRY SYSTEM W/ 8-INCH TOUCHSCREEN

### FEATURES

- Full cellular with automatic network selection
- Vibrant full-color 8-inch LCD touchscreen
- HD video calling with IR for low light
- Time/use-limited QR-code quick access
- Control up to 2 gates/doors
- 2 Wiegand inputs
- Up to 5,000 app, text, and voice users\*
- Up to 5,000 keypad codes\*
- Rollover calling—up to 3 phone numbers
- Broadcast calling—up to 10 phone numbers
- Push and/or email event and status notifications
- Cloud-based access control management
- LED downlight and LED-backlit buttons



\* Maximum number is dependent on plan.



### VERSATILE AND CONVENIENT

Manage access control of a property from anywhere there's an internet connection.

### AN ASCENT WITH A VIEW

Crisp HD video with IR gives residents clear visual ID when their guests arrive to a property, even in low light.

### POWERFULLY EXPANDABLE

Network multiple Ascent units together and manage multiple entries via Summit Control.

### COMPACT TOUCH INTERFACE

Everything can be done quickly and easily by touch alone—filter, find, and tap the desired party on the screen to call.

## SPECIFICATIONS

### PHYSICAL

Dimensions	12.93"(H) x 6.75"(W) x 4.36"(D)
Shipping Weight	14 lbs.

### ELECTRICAL

Input	24 VDC 24-VDC power supply included (PS-24DC3)
Current Draw	dependent on user settings Unit requires constant power source and is not recommended for solar applications

### RELAY

Contact Rating	10 A @ 120 VAC / 24 VDC
Max Switching Voltage	250 VAC / 30 VDC
Max Switching Current	15 A
Max Switching Power	240 W / 2,770 VA

### COMMUNICATION








Cellular Network	4G LTE
------------------	--------

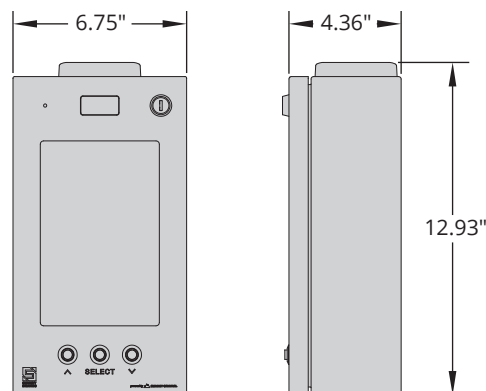
### ENVIRONMENTAL

Operating Temperature	-15 to 158 °F
-----------------------	---------------

## CONTROL IT YOUR WAY

2<sup>+</sup>  
DOOR

-  APP
-  TEXT
-  VOICE
-  KEYPAD\*
-  DIRECTORY
-  WIEGAND DEVICES
-  QR CODE



Hole pattern on back for pedestal mounting is spaced at 3.063" with pilot holes for alternate mounting at 2.5".

▲ Actual voltage should be no more than 10% beyond specified range. Use of the included 12-VDC power supply is recommended.