

www.ShopAmericanAccess.com  
(800) 878-7829

# User/Installation Manual



## STANDALONE MECHANICAL CARD READER

MODEL #'S 11-024 & 11-024I



**"Your Partner in Access Control"**

## AAS 2-Year Limited Warranty

This warranty applies to all product or equipment specifically and solely designed for and manufactured by American Access Systems, Inc. Any equipment used in AAS products that is not manufactured by American Access Systems, Inc. (this includes all products purchased by AAS for OEM purposes) is liable and subject to warranty terms of that specific manufacturer. Those products used by AAS which are not covered by the AAS 2-Year Limited Warranty are: TekTone, HID, SecuraKey and Omniprint.

If your AAS product is defective and returned within two years of the date of purchase, we will repair it, or at our option, replace it at no charge to you. If we repair your AAS product, we may use new or reconditioned parts. If we choose to replace your AAS product, we may replace it with a new or reconditioned unit of the same or similar design. The repair or replacement will be warranted for 90 days or the remainder of the original two-year warranty period, whichever is longer.

### Limitations:

Implied warranties, including those of fitness for a particular purpose and merchant ability (an unwritten warranty that the product is fit for ordinary use), are limited to two years from date of purchase. We will not pay or recompense for loss of time, inconvenience, loss of use of your AAS product, service calls or property damage caused by your AAS product, its failure to work or any other incidental or consequential damages. Some states do not allow limitations on how long an implied warranty lasts or the exclusion or limitation of incidental or consequential damages, so the above exclusions or limitations may not apply to you.

### What we ask you to do:

To get warranty service for your AAS product, you must provide proof of the date of purchase. Contact the original dealer or installer of the product and return your AAS product along with the receipt to them. If you have problems locating the dealer or installer, please contact American Access Systems, Inc at (303) 799-9757 and we will direct you to an authorized dealer or distributor of AAS products. If you ship your AAS product, you must prepay all shipping costs. We suggest that you retain your original packing material in the event you need to ship your AAS product. On return, include your name, address, phone number, proof of date of purchase, RMA # (obtained through an authorized AAS dealer or distributor) and a brief description of the operating problem. **IF AN RMA # IS NOT LISTED ON THE EXTERIOR OF THE PACKAGING OR THE PAPERWORK YOU INCLUDE, THE PRODUCT WILL BE RETURNED TO YOU. NO SERVICE WORK WILL BE PERFORMED UNTIL AN RMA # IS OBTAINED AND INCLUDED WITH YOUR SHIPMENT TO US.**

### What this warranty does not cover:

This warranty does not cover defects resulting from accidents, damage while in transit, alterations, unauthorized repair, failure to follow instructions, misuse, fire, flood or acts of God. Nor do we warrant your AAS product to be compatible with any particular external device or peripheral. If the warranty has expired on your AAS product or if your product is NOT covered, please contact your dealer or installer for advice on whether we will repair your AAS product and other repair information, including estimated repair costs and other charges.

This warranty is the only one we give on our products, and it sets forth all of our responsibilities regarding your AAS product. There are no other express warranties.

### State Law Rights:

This warranty gives you specific legal rights and you may also have other rights that vary from state to state.



SECURITY BRANDS INC

Serial # \_\_\_\_\_

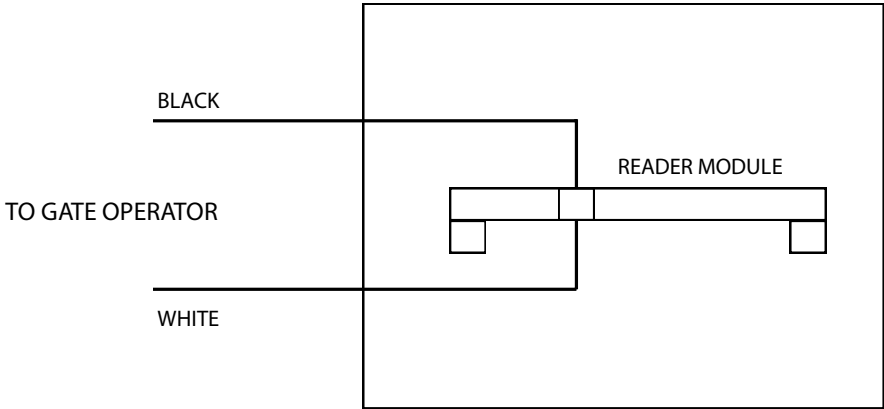




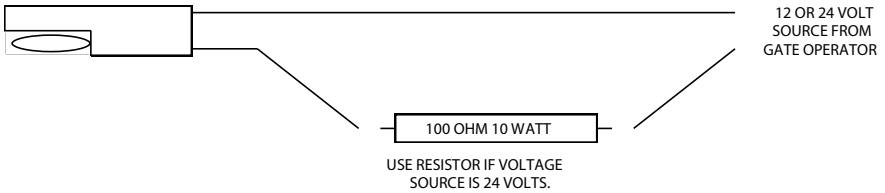
SECURITY BRANDS INC



# WIRING DIAGRAM



# NIGHT LIGHT HOOKUP



## THE IDLE MODE

The idle mode is the mode of operation in which the unit sits and waits for data from the keypad. When a key is pressed you will have approximately 3 seconds between keypresses before the unit resets.

## THE LED's

The yellow LED serves as a ready indicator and stays lit while the 12-000 is waiting for data from the keypad. When a key is pressed the yellow led will go out until either 5 numeric keys are pressed on the keypad or a time of 3 seconds is exceeded between keypresses. The red LED will light when a valid code is entered from the slave.

## THE \* AND # KEYS

The \* and # keys both serve as clear keys and should be used if an entry error is made. A double beep will be heard from the unit when either key is pressed.

## ENTERING DATA

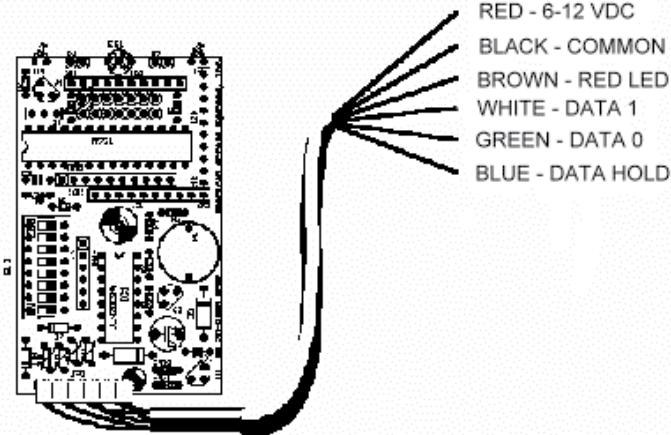
A beep will be heard from the unit when a numeric key is pressed. You may enter any 5 digit code from the keypad from 00000 to 65534. If a number greater than 65534 is entered, the unit will error internally and data will not be transmitted from the unit.

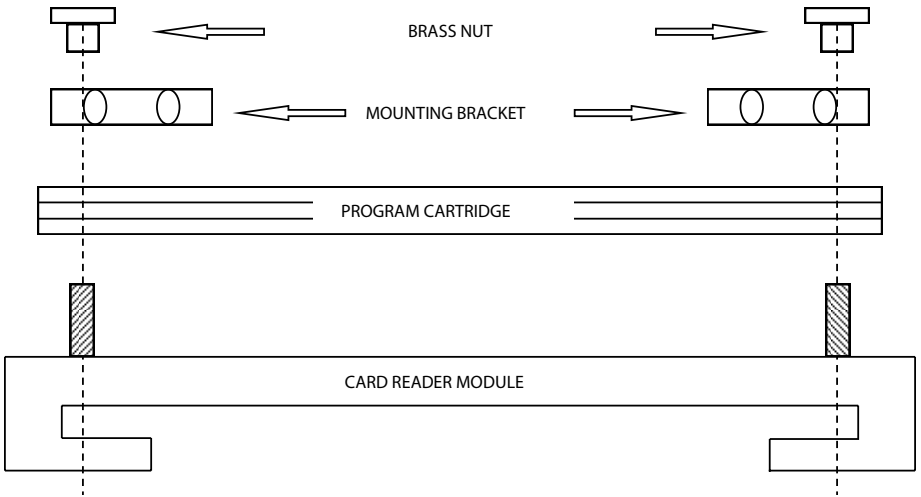
## THE DIP SWITCHES

The dip switches are not utilized if you are interfacing the 12-000(i) slave to an AAS DKS system and all the dip switches should be set to off. Should you be interfacing the slave to a 3rd party system, contact American Access Systems for the appropriate dipswitch programming instructions.

## STEP 2-A- CABLING USING OTHER WIEGAND CONTROLLERS

Run 6 conductor twisted foil shielded cable between the REMOTE PRO Slave and the Master. Keep the cable separated from high voltage 6" for every 110 volts. The Remote Pro Slave operates on 6 VDC minimum and 12 VDC maximum. Measure your voltage from the source and make sure it falls within these tolerances. Locate the Wire Harness on the Remote Pro Slave. The circuit board end of the cable is keyed and can only be plugged into the circuit board one way. **DO NOT FORCE THE CONNECTOR.** Follow the color code chart below for hookup.





## INSTRUCTIONS

**Remove the brass screws and slip the reader module from mounting bracket**

**Place the program cartridge between the reader module and the mounting brackets and reassemble the unit**

## SPECIFICATIONS


- **Power requirement:** None unless night light is desired
- **Switching capacity:** 5 Amp 250 VAC or 5 Amp 26 VDC
- **Switching Logic:** Normally Open
- **Ambient Temperature:** Up to 180 Degree F (82 C)
- **Humidity:** Non Condensing - 35% maximum
- **Note:** Warranty void if actual card reader module is disassembled



---

SECURITY BRANDS INC





---

**SECURITY BRANDS INC**