

# ACTIVATION GUIDE

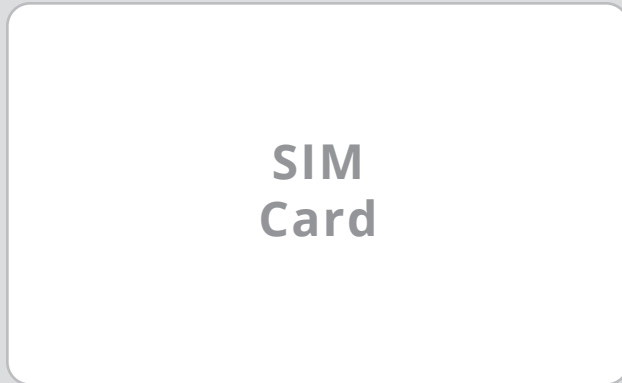
**IMPORTANT!**

Leave with  
system  
owner

## ACTIVATION INFORMATION

A white rectangular box with a thin grey border, intended for the user to write the serial number.


**Serial Number**

A white rounded rectangular box with a thin grey border, intended for the user to write the SIM card information.

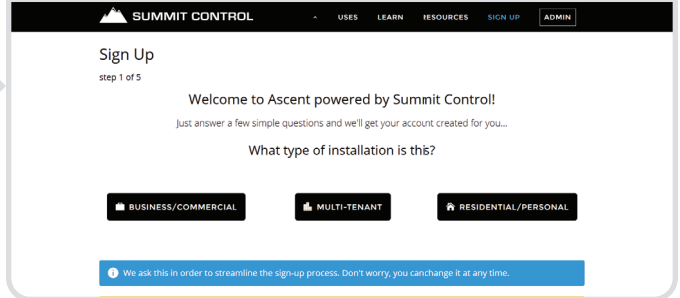
**SIM  
Card**

**FLIP PAGE TO GET STARTED**

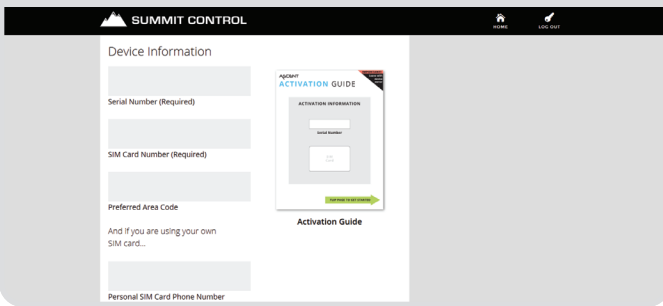
**1** Go to **summitcontrol.com** and click **SIGN UP** in the navigation menu.



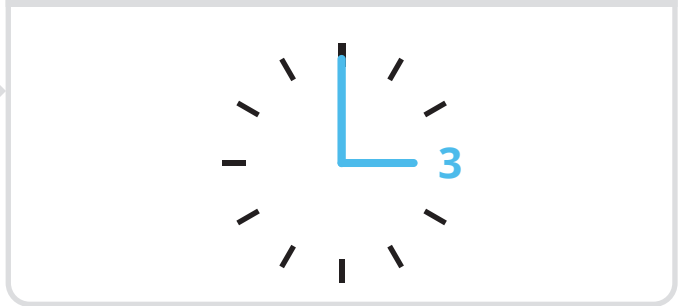
**2** Follow the sign-up process, answering a few simple questions to choose and purchase the plan that fits your needs.



**3** The final step requires entering the unique **serial number** and **SIM card number** for your Ascent unit.



**4** Your Ascent unit will be activated the same day if we receive the request by **3 pm Central, Mon-Fri.**



## AND THAT'S IT!

Once your Ascent unit is activated, you will see your admin dashboard when you log in to Summit Control Admin. Once that happens, you are free to begin setting up and using your new Ascent.

If you need help, give us a call at **(972) 474-6422**.

*it's that simple!*<sup>TM</sup>

